

MEMBERS ONLY

JULY

INNER  CIRCLE


07

THIS MONTH

3 TACTICS FOR MAXIMIZING
TIME & MAKING MORE
PROGRESS WITH THIS APP

innovative  LANGUAGE.COM

Another awesome learning tool that you already have exclusive access to.



Welcome back!

With the Inner Circle, not only do you get successful learning strategies, you also get tools you can take advantage of right now. Last month, you learned how to master more language simply by preparing and reviewing word lists. And not just ordinary, tedious, hand-written lists...we mean an exclusive Web App that you already have access to, called Custom Lists.


In this Inner Circle, you'll learn about another awesome learning tool that you already have exclusive access to. More specifically, you'll learn the **3 tactics for maximizing your learning time and making more progress** with the **Innovative Language 101 App**.

The App has been incredibly useful in helping me reach my goal of 25 minutes of pure Italian conversation. I'll reveal my step-by-step routines that you can apply or use as a template for your own learning.

As a Premium member, you already have complete access to this tool.

BUT, JUST IN CASE YOU HAVEN'T HAD A CHANCE TO EXPLORE THE INNOVATIVE LANGUAGE 101 APP, HERE'S A QUICK INTRODUCTION:

- › It's available for the Android, iPhone, iPad and Kindle Fire
- › It gives complete access to all of your lessons and lesson notes on the go
- › You can learn your language anytime and anywhere with an Internet connection
- › Your progress is synced between the site and the App so you can switch to your computer and never lose momentum
- › You can access Premium Tools such as Line-By-Line Audio and Vocabulary Lists
- › You can download lessons for offline study for whenever you're not connected to Wi-Fi



So, how did the app help me maximize my time and improve my Italian?



THERE ARE 3 CRUCIAL TACTICS THAT I PUT TO USE THIS PAST MONTH.

The first one's obvious, yet absolutely necessary. The other 2 are tactics you won't often hear from language teachers. Let's get started.



Take Advantage of the App's Exclusive Features

Whether you're a new or an experienced user, you should be making full use of the App's most important advantages.

Access your lessons on your mobile device so you can learn anywhere, anytime.

Learning on the go...sounds painfully obvious, right? We all hear it. However, consider your weekly schedule and how much free time you're actually able to put aside for language studies. Would you be able to get 3 extra solid hours of learning? And even if you have "free time" that you spend on unimportant things, would you easily give those habits up?

Probably not.

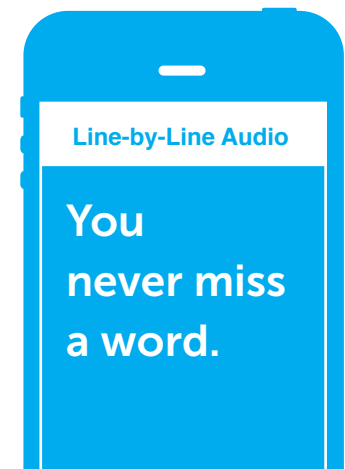
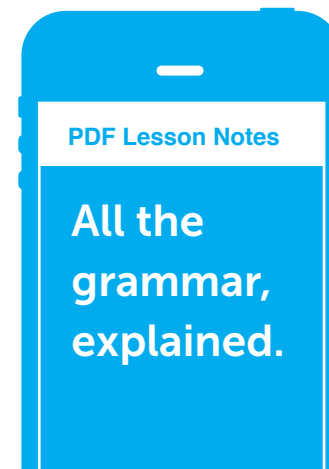
This is where multi-tasking and learning on the go, whether you're commuting, cleaning or driving, can be your best friend. In fact, I added 3 hours of Italian study time this past month, which helped me reach my goal.

How? I'll give you the step-by-step process in the second tactic.

Listen to the lessons and read along with the Line-by-Line Audio or Lesson Notes.

Imagine sitting across from two native speakers having a conversation. And imagine having a transcript for the conversations so you could follow along. All the unknown words are defined. All the grammar's explained. You instantly begin understanding what's being said right in front of you.

This is exactly why your lessons come with line-by-line transcripts and lesson notes. You never miss a word, and everything new that you come across is instantly defined. You're learning on the fly, without the pain of looking up words and grammar.



Mark lessons as completed to track your progress and know where to go next.

Most self-learners struggle with these issues:

- > I'm done with this resource... What do I learn next?
- > What's my progress?
- > How much language have I really learned?


With the App, your progress is tracked and synced between the App and the site. So, when you switch between learning on the go and learning at home, you'll never lose momentum. More importantly, you'll always know which lesson to study next.

This just makes learning on the go, and switching back to a computer, a whole lot easier.

99%

Download the lessons to your device for offline study.

This is just practical advice, especially if you don't want to use up your data or if you don't have an Internet connection. Download your favorite lessons – the ones that you want to listen to again – and access them anytime.



THESE FEATURES ARE GREAT, BUT YOU'RE PROBABLY WONDERING

How you can actually maximize your learning time and boost progress.



And perhaps find out how I added 3 extra hours to my Italian studies with the App.
So let's get into the second tactic.




Schedule Routines to Maximize Learning Time With the App

Creating and adjusting learning routines has been a recurring theme in the Inner Circle. For example...

- › Adding more preparation time for my Italian Skype Tutor sessions
 - › Adding an extra hour to my Skype lessons
- › Taking on an Italian tutor and using lists to prepare for conversations

Why? Because, instead of failing your language goals, you can always adjust your routines to reach them.



For example, if a friend of mine is trying to lose weight but has a habit of having burgers for lunch – that’s one routine they need to reconsider adjusting and opting for something that’s more aligned with their goal.

And it’s the same with language. If your specific, measurable, realistic and actionable goal is still tough to reach, or if you’d like to aim higher, adjust your routines as necessary.

To add 3 hours to my Italian studies, I had to aim higher.

Here’s how I did it with the Innovative Language 101 App.

I created new routines based on time and location. Why? Well, the first and most important advantage is that the App gives me my ItalianPod101 lessons on the go – anywhere, anytime. But wherever you are at the time, whether you’re multitasking or on a train, you may be limited in how you learn.

So, to take advantage of the time and place, I created 2 brand new routines.

THE FIRST ROUTINE:

Studying on the Train



Time:

4-5 Days/Week, 8:30AM to 9:00AM

Location:

Train

Method:

Actively Listening to ItalianPod101

Total Weekly Learning Time Gained:


2 Hours

I take the train to work every morning at 8:30AM. My ride is about 30 minutes. So, because there's usually not much else to do on the train, I can sit down, take out my iPhone, open the App and actively focus on 1 or 2 Italian lessons.

- I open the App, tap on "Browse Lessons" and access the next lesson in the Intermediate Level Series. The App already tells me which I've completed.
- Then, I play the lesson dialog, the Italian-only dialog and read along with the Line-by-Line Audio. The Line-by-Line also provides me with the translations just in case I don't understand what I hear. Because I'm sitting on the train, I can focus on both quite easily.

- I review the lesson notes and vocabulary list for new words, sample sentences and grammar that have been introduced in the lesson.
- Finally, I mark the lesson as complete so the App can track my progress.

Within those 30 minutes, I get to listen to the lessons, read along, and as a result, boost my reading and listening skills while I'm learning new words and grammar. Doing this on all 5 days of the business week would get me to 2 hours and 30 minutes. However, I'm also taking important work emails that need to be answered into consideration. So this routine adds about 2 hours total.



THE SECOND ROUTINE:

When Running Errands



Time:

Sundays, 1:00PM to 2:00PM

Location:

Car

Method:

Passively Listening to ItalianPod101

Total Weekly Learning Time Gained:

1 Hour

Another routine I've added is for when I'm driving, which is mostly on the weekends when I'm running errands. These errands will usually take up one hour of my time on Sundays. And since I can't actively focus on my iPhone as I drive, I'll play the entire lesson audio, which is usually 10-15 minutes, and goes at a much slower pace than the Lesson Dialogs.

And this is what I mean about time, location and method of study. When I drive, I can't focus on the lesson itself like I do on the train. Instead, I play the entire lesson and listen passively. This is the best way I can take advantage of time spent in the car. Just listening is a better way to maximize my learning time while driving.

- > I open the App, tap on "Browse Lessons" and access the next lesson I need to do. Remember, the App lets me know where to go next.
- > I tap on "Lesson Audio," which is the entire lesson audio track and lasts 10-15 minutes. It's slow-paced and perfect for driving.

- > I get to hear the lesson hosts explain all the words and grammar used in the lesson conversation.
- > Once the lesson is done, at the next red light, I can mark it as complete and move on to a new one.

With this process I'm able to run through 2 or 3 entire lessons, that I would never have had the time for otherwise. In total, this gives me an extra hour of Italian learning.

An extra 3 hours would be tough to squeeze out of my busy week, but adjusting my routines and putting wasted time to use is the best way to maximize my time and make more progress.



Challenge Yourself With Harder Lessons on the App for Extra Progress

Trying out lessons that are WAY above your level: this is one learning tactic you usually won't hear from teachers. And it makes sense if you're learning with a textbook. An advanced textbook will be a wall of text in a foreign language.

Completely incomprehensible.

However, this is one tactic that can massively boost your language if you're using the lessons on the App.


First, you already have complete lesson access, but more specifically...

- › Hearing language above your level trains your ear, even if you don't understand it.
- › And you will understand it with the lessons. Our hosts translate and explain the conversations you've just heard, plus, you can get the translations from line-by-line or PDF lesson notes.
- › If you re-listen, you'll have a better idea of what they're talking about. The translations and explanations are right at your fingertips. It's like having a transcript to a conversation between native speakers that you can follow along with.

In fact, there's actually a study that proves this tactic. If you feed someone a message they don't understand, feed them the meaning right after and then replay that message again, they'll start understanding it.

What happens is that your brain is using prior information to make sense of new information. So, the first time, you have nothing to rely on...and you don't understand. But, after you're given the meaning and you hear it again, you start understanding it. Your brain is now using the provided meaning as information to make sense of what you've heard.

In fact, I apply this tactic and take on advanced lessons as I drive, to assess my level. If I don't understand the Italian conversation, the Italian lesson hosts will explain and translate it and then repeat the conversation so that I can start understanding it the second time around.



To recap, these are the 3 tactics you can use to maximize your learning time and boost your progress:

1

Take advantage of the Innovative Language 101 App

2

Schedule routines to maximize learning time with the App

3

Challenge yourself with harder lessons on the App

As a Premium member, you already have access to this App. Take advantage of Innovative Language 101 as I have. You can find the App on our site under the Resources drop-down menu, and log in with your 101 site username and password.

I'll also be using it for my August goal, and will aim for 30 minutes.

And remember to set your August Monthly Goal. I want to hear about your next goal. Remember to keep it specific, realistic and measurable and have a deadline.

I'd also like to know how you're using the Innovative Language 101 App to your advantage. If you haven't done so yet, access the App for free and let me know if it helps you!

Send me an email at inner.circle@innovativelanguage.com

To your fluency,
Peter Galante
Founder, InnovativeLanguage.com